

INSPECTION

CAUTION:

Replace the seat belt assembly (outer belt, inner belt, bolts, nuts) if it has been used in a severe impact. The entire assembly should be replaced even if damage is not obvious.

1. Except Manual Type:

RUNNING TEST (IN SAFE AREA)

- (a) Fasten the front seat belts.
- (b) Drive the car at 10 mph (16 km/h) and slam on the brakes. Check that the belt locks and cannot be extended at this time.

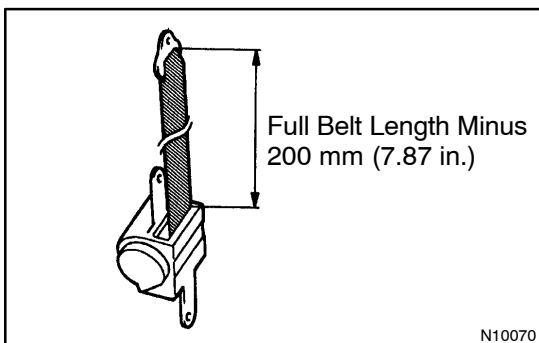
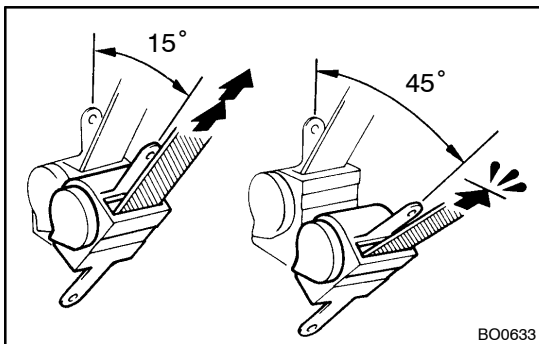

HINT:

Conduct this test in a safe area. If the belt does not lock, remove the belt mechanism assembly and conduct the following static check. Also, whenever installing a new belt assembly, verify the proper operation before installation.

2. Driver's Seat Belt (ELR):

STATIC TEST

- (a) Make sure that the belt locks when pulled out quickly.
- (b) Remove the locking retractor assembly.
- (c) Tilt the retractor slowly.



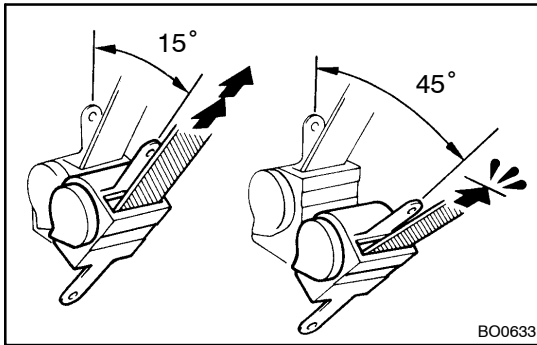
- (d) Make sure that the belt can be pulled out at a tilt of 15 degrees or less, and cannot be pulled out over 45 degrees of tilt.

If a problem is found, replace the assembly.

3. Except Driver's Seat Belt (ALR/ELR):

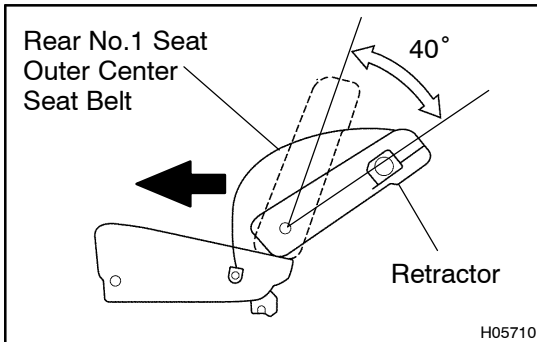
STATIC TEST

- (a) Make sure that the belt locks when pulled out quickly.
- (b) Pull out the whole belt and measure the length of the whole belt.
Then retract the belt slightly and pull it out again
- (c) Retract the whole belt, then pull out the belt until 200 mm (7.87 in.) of belt remains retracted.
- (d) Tilt the retractor slowly.



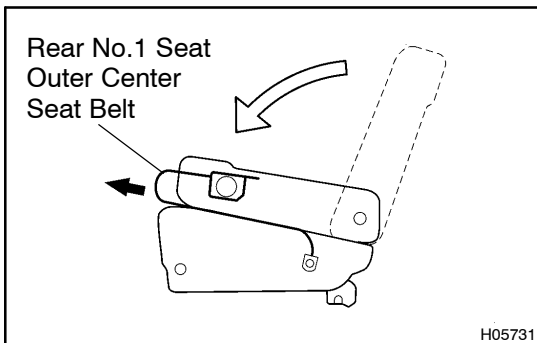
- (e) Make sure that the belt can be pulled out at a tilt of 15 degrees or less, and cannot be pulled out at over 45 degrees of tilt.

If a problem is found, replace the assembly.



4. INSPECT REAR NO.1 SEAT CENTER BELT

- After retracting 300 mm (11.81 in.) of the seat belt, check that the belt is locked when suddenly extracted.
- Check that the belt can be extracted 300 mm (11.81 in.) without being locked when the seat is reclined as shown in the illustration.
- Check that the belt is locked when the belt is extracted by a certain amount under (a) condition.



- When folding down the seat back forward and extracting the seat belt slowly, check that the belt is locked after a certain length (approx. 500 mm (19.69 in.)) of the belt has been extracted.